

Log In

Find An Event   [advanced search](#) Find Race Results



# OnlineRaceResults

**Post results for free!**  
Create a contributor account.

## Half Marathon Training

Get Motivational Running Music Here 5K,10K,13.1 & 26.2. Download Free!  
[www.MotionTraxx.com](http://www.MotionTraxx.com)



Sam Costa



## Sam Costa

Half-Marathon

March 27, 2010 in Carmel, IN

[Question About Results?](#)

### Events

- [Half-Marathon](#)
- [Quarter-Marathon](#)

### Summary

Number of Finishers: 447  
 Number of Females: 153  
 Number of Males: 294  
 Average Time: 1:54:22

### Results By



## New York Pass

...the Key to the City!

Save on Sightseeing  
at NY Attractions

Over **\$700**  
worth of value



## Half-Marathon - Results

### Search for Results

Please use one or more of the fields below to search. You do not need to use all of the fields.

- [show all results](#)
- [show results by division](#)
- [show results by age](#)
- [show results by gender](#)

First Name

top  at [Refresh Leaders](#)

#### Male Participants

- Scott Colford 1:15:25
- Chris Colgan 1:15:26
- Bill 1:15:46

#### Female Participants

- Lucie Mays-Sulewski 1:25:24
- Catherine Spiess 1:28:42
- Brooke 1:00:00

Last Name   
 Bib Number   
 City   
 State   
 Division

3.	Godie Cooper	1:30:54
4.	Richard Gutierrez	1:15:54
4.	Lisa Taylor	1:31:39
5.	Andy Hass	1:16:39
5.	Heather Weber	1:34:45

displaying: 1 - 447 of 447  
 number of records per page: [\[10\]](#) [\[25\]](#)  
[\[50\]](#) [\[100\]](#) [\[all\]](#)

NO	FN	LN	DIVISION	OVERALL	DIVPL	SEXPL	7MILE	RATE	RANK	TIME	PACE
3	Scott	Colford	M 35-39	1	1/49	1/294	40:04	5:44	2	1:15:25	5:46
139	Chris	Colgan	M 20-24	2	1/14	2/294	40:03	5:44	1	1:15:26	5:46
5	Bill	Goble	M 40-44	3	1/48	3/294	41:22	5:55	5	1:15:46	5:48
32	Richard	Gutierrez	M 30-34	4	1/38	4/294	40:30	5:47	3	1:15:54	5:48
466	Andy	Hass	M 30-34	5	2/38	5/294	40:34	5:48	4	1:16:39	5:51
367	Constantin	Schreiber	M 25-29	6	1/20	6/294	42:37	6:06	7	1:19:54	6:06
6	Don	Baker	M 50-54	7	1/28	7/294	42:37	6:06	6	1:20:10	6:08
365	John	Schmitz	M 45-49	8	1/36	8/294	42:38	6:06	8	1:20:17	6:08
247	Walter	Letzler	M 35-39	9	2/49	9/294	43:45	6:15	10	1:21:26	6:13
286	John	Mickle	M 35-39	10	3/49	10/294	43:45	6:15	9	1:23:20	6:22
417	Jared	Turner	M 25-29	11	2/20	11/294	45:26	6:30	15	1:24:34	6:28
459	Matt	York	M 30-34	12	3/38	12/294	45:46	6:33	17	1:24:40	6:28
233	Michael	Klingler	M 40-44	13	2/48	13/294	44:54	6:25	12	1:24:45	6:29
7	Abdel	Bouaichi	M 45-49	14	2/36	14/294	44:32	6:22	11	1:25:03	6:30
218	Chris	James	M 35-39	15	4/49	15/294	45:45	6:33	16	1:25:04	6:30
460	Marc	Zolner	M 35-39	16	5/49	16/294	45:17	6:29	13	1:25:09	6:30
2	Lucie	Mays-Sulewski	F 35-39	17	1/31	1/153	45:20	6:29	14	1:25:24	6:32
45	Marc	Friend	M 30-34	18	4/38	17/294	45:53	6:34	18	1:26:34	6:37
82	Nicholas	Balbach	M 25-29	19	3/20	18/294	47:42	6:49	32	1:26:49	6:38
10	Anthony	Antonopoulos	M 40-44	20	3/48	19/294	46:27	6:39	19	1:27:11	6:40
463	Jim	Cole	M 35-39	21	6/49	20/294	47:03	6:44	21	1:27:16	6:40
364	Joe	Schmidt	M 20-24	22	2/14	21/294	47:28	6:47	25	1:27:41	6:42
385	Joe	Smoker	M 20-24	23	3/14	22/294	47:41	6:49	31	1:28:15	6:45
407	Mark	Tebbe	M 40-44	24	4/48	23/294	47:08	6:44	23	1:28:24	6:45
391	Catherine	Spiess	F 35-39	25	2/31	2/153	47:05	6:44	22	1:28:42	6:47
388	Andrew	Solomon	M 01-19	26	1/6	24/294	47:45	6:50	33	1:28:57	6:48
342	John	Rajca	M 50-54	27	2/28	25/294	47:14	6:45	24	1:29:23	6:50
125	Norm	Campbell	M 40-44	28	5/48	26/294	47:50	6:50	34	1:29:25	6:50
267	Richard	Mann Iii	M 30-34	29	5/38	27/294	47:33	6:48	27	1:29:45	6:51
344	Brian	Reinhardt	M 45-49	30	3/36	28/294	47:39	6:49	30	1:29:49	6:52
402	Ken	Swank	M 50-54	31	3/28	29/294	47:51	6:51	35	1:30:27	6:55
189	Jeffrey	Haight	M 45-49	32	4/36	30/294	48:56	7:00	44	1:30:34	6:55
30	Brooke	Cooper	F 20-24	33	1/10	3/153	47:29	6:47	26	1:30:54	6:57
347	Virgil	Reyes	M 40-44	34	6/48	31/294	49:12	7:02	46	1:31:02	6:57

467	Tony	Manna	M 30-34	35	6/38	32/294	47:36	6:48	29	1:31:24	6:59
15	Joe Kidd	Rangel	M 60-64	36	1/19	33/294	48:11	6:53	38	1:31:27	6:59
61	Steve	Green	M 40-44	37	7/48	34/294	47:35	6:48	28	1:31:27	6:59
29	David	Jordon	M 35-39	38	7/49	35/294	47:52	6:51	36	1:31:39	7:00
31	Lisa	Taylor	F 20-24	39	2/10	4/153	47:52	6:51	37	1:31:39	7:00
49	Joe	Balagtas	M 40-44	40	8/48	36/294	48:19	6:55	41	1:31:43	7:01
51	Curt	Canter	M 50-54	41	4/28	37/294	48:18	6:54	40	1:31:54	7:01
74	Ryan	Akers	M 20-24	42	4/14	38/294	49:29	7:05	48	1:32:04	7:02
363	Justin	Scheitlin	M 30-34	43	7/38	39/294	50:34	7:14	64	1:32:39	7:05
37	Danny	Spears	M 55-59	44	1/28	40/294	48:47	6:59	42	1:32:53	7:06
262	Clint	Lynch	M 25-29	45	4/20	41/294	49:07	7:01	45	1:32:54	7:06
42	Jay	Priest	M 40-44	46	9/48	42/294	50:10	7:10	58	1:33:14	7:07
304	Mike	Morris	M 55-59	47	2/28	43/294	48:48	6:59	43	1:33:19	7:08
348	Scott	Riggle	M 40-44	48	10/48	44/294	50:10	7:10	61	1:33:29	7:09
23	Dan	Lutes	M 45-49	49	5/36	45/294	49:26	7:04	47	1:33:47	7:10
40	Jim	Evans	M 60-64	50	2/19	46/294	50:08	7:10	57	1:34:19	7:12
292	Kevin	Mills	M 30-34	51	8/38	47/294	51:23	7:21	83	1:34:28	7:13
136	Craig	Clayton	M 30-34	52	9/38	48/294	49:49	7:07	53	1:34:28	7:13
325	Jason	Pals	M 35-39	53	8/49	49/294	50:07	7:10	56	1:34:39	7:14
22	Rob	Land	M 25-29	54	5/20	50/294	48:16	6:54	39	1:34:43	7:14
87	Rob	Beeler	M 40-44	55	11/48	51/294	49:48	7:07	52	1:34:44	7:14
4	Heather	Weber	F 35-39	56	3/31	5/153	50:10	7:10	59	1:34:45	7:14
13	Ian	Stewart	M 50-54	57	5/28	52/294	50:43	7:15	69	1:35:04	7:16
62	Corey	Beechboard	M 40-44	58	12/48	53/294	51:17	7:20	80	1:35:12	7:16
258	Nathan	Luepke	M 35-39	59	9/49	54/294	51:45	7:24	92	1:35:14	7:17
285	Brian	Meyer	M 40-44	60	13/48	55/294	50:36	7:14	66	1:35:23	7:17
335	Barrett	Powers	M 45-49	61	6/36	56/294	50:43	7:15	70	1:35:23	7:17
339	Caleb	Quick	M 25-29	62	6/20	57/294	51:56	7:26	94	1:35:23	7:17
11	Denise	Puccinelli	F 40-44	63	1/29	6/153	51:08	7:19	76	1:35:31	7:18
370	Mark	Seitz	M 45-49	64	7/36	58/294	49:57	7:09	55	1:35:33	7:18
263	Bryan	Lynn	M 30-34	65	10/38	59/294	50:35	7:14	65	1:35:40	7:19
211	Shane	Hugus	M 35-39	66	10/49	60/294	51:11	7:19	78	1:35:48	7:19
254	Jeremy	Lindauer	M 25-29	67	7/20	61/294	49:47	7:07	51	1:35:52	7:20
318	Todd	Oliver	M 40-44	68	14/48	62/294	51:11	7:19	77	1:36:05	7:21
454	Jon	Wright	M 35-39	69	11/49	63/294	51:04	7:18	75	1:36:07	7:21
130	Chikage	Castle	F 35-39	70	4/31	7/153	50:46	7:16	71	1:36:17	7:21
436	Matt	Watkins	M 35-39	71	12/49	64/294	51:40	7:23	89	1:36:22	7:22
475	James	Bumb	M 55-59	72	3/28	65/294	50:15	7:11	62	1:36:27	7:22
214	Bob	Huston	M 55-59	73	4/28	66/294	51:01	7:18	74	1:36:35	7:23
172	Chris	Frazier	M 35-39	74	13/49	67/294	50:10	7:10	60	1:36:36	7:23
266	James	Mann	M 30-34	75	11/38	68/294	49:36	7:06	49	1:36:37	7:23
281	Neil	McGuffog	M 45-49	76	8/36	69/294	50:37	7:14	67	1:36:48	7:24
160	Kurt Purdue	Pete Eckert	M 40-44	77	15/48	70/294	51:17	7:20	81	1:36:50	7:24
299	Ron	Moore	M 40-44	78	16/48	71/294	50:16	7:11	63	1:36:50	7:24
350	Marcus	Rinaldi	M 20-24	79	5/14	72/294	52:03	7:27	97	1:36:56	7:24
146	Vernie	Criswell	M 55-59	80	5/28	73/294	49:38	7:06	50	1:36:59	7:25
9	Jaren	Cooley	M 20-24	81	6/14	74/294	51:18	7:20	82	1:37:09	7:25
217	Emily	Jackson	F 25-29	82	1/22	8/153	52:19	7:29	103	1:37:22	7:26
199	Eric	Henderson	M 35-39	83	14/49	75/294	53:50	7:42	118	1:37:22	7:26

121	Andy	Byerly	M 25-29	84	8/20	76/294	51:25	7:21	84	1:37:29	7:27
271	Blake	Matheny	M 30-34	85	12/38	77/294	50:42	7:15	68	1:37:32	7:27
269	Larry	Markle	M 40-44	86	17/48	78/294	51:37	7:23	88	1:37:36	7:27
174	Lance	Gallahan	M 55-59	87	6/28	79/294	51:15	7:20	79	1:37:43	7:28
414	David	Trogden	M 25-29	88	9/20	80/294	51:36	7:23	86	1:37:54	7:29
328	Nels	Peterson	M 30-34	89	13/38	81/294	51:43	7:24	91	1:38:06	7:30
99	Leslie	Bonacker	F 30-34	90	1/22	9/153	51:40	7:23	90	1:38:09	7:30
476	John	Luncia	M 40-44	91	18/48	82/294	52:15	7:28	98	1:38:14	7:30
413	Sam	Tragesser	M 30-34	92	14/38	83/294	51:52	7:25	93	1:38:28	7:31
317	Ryan	Oilar	M 30-34	93	15/38	84/294	50:47	7:16	72	1:38:36	7:32
251	Wei	Li	M 40-44	94	19/48	85/294	52:52	7:34	108	1:38:45	7:33
306	Terry	Mulder	M 45-49	95	9/36	86/294	52:42	7:32	106	1:38:49	7:33
114	Cory	Brundage	M 60-64	96	3/19	87/294	52:57	7:34	111	1:38:54	7:33
54	Denise	Petry	F 20-24	97	3/10	10/153	52:19	7:29	101	1:38:59	7:34
81	Jim	Arnoldt	M 35-39	98	15/49	88/294	54:09	7:45	132	1:39:05	7:34
96	Jim	Birch	M 40-44	99	20/48	89/294	52:19	7:29	102	1:39:28	7:36
158	Jim	Dobson	M 55-59	100	7/28	90/294	52:57	7:34	110	1:39:31	7:36
133	Thanh	Clark	F 45-49	101	1/11	11/153	53:56	7:43	127	1:39:35	7:37
401	Frank	Sullivan	M 60-64	102	4/19	91/294	52:49	7:33	107	1:39:44	7:37
95	Donald	Birch	M 40-44	103	21/48	92/294	52:19	7:29	100	1:39:57	7:38
17	Patrick	Bourdillon	M 60-64	104	5/19	93/294	51:34	7:22	85	1:40:07	7:39
255	Ryan	Loiselle	M 30-34	105	16/38	94/294	53:57	7:43	128	1:40:08	7:39
137	Christopher	Cole	M 25-29	106	10/20	95/294	51:36	7:23	87	1:40:30	7:41
341	Dennis	Raguse	M 35-39	107	16/49	96/294	52:40	7:32	105	1:40:36	7:41
64	Kent	Deeter	M 40-44	108	22/48	97/294	53:24	7:38	115	1:40:39	7:41
79	Zachary	Anderson	M 20-24	109	7/14	98/294	50:54	7:17	73	1:40:41	7:42
253	Ellen	Lindauer	F 20-24	110	4/10	12/153	53:56	7:43	126	1:40:44	7:42
1	Thom	Burleson	M 55-59	111	8/28	99/294	52:15	7:28	99	1:40:47	7:42
235	Steve	Knouff	M 60-64	112	6/19	100/294	53:59	7:43	129	1:41:22	7:45
274	Andrew	McCarthy	M 20-24	113	8/14	101/294	53:03	7:35	112	1:41:22	7:45
118	Phillip	Burress	M 55-59	114	9/28	102/294	54:04	7:44	130	1:41:32	7:45
185	Michael	Groaning	M 35-39	115	17/49	103/294	53:56	7:43	125	1:41:51	7:47
70	Scott	Adams	M 35-39	116	18/49	104/294	53:30	7:39	116	1:41:55	7:47
220	Mark	Jazyk	M 01-19	117	2/6	105/294	55:18	7:54	159	1:41:57	7:47
449	Steven	Willing	M 50-54	118	6/28	106/294	54:25	7:47	137	1:41:59	7:48
56	Dan	Fillenwarth	M 40-44	119	23/48	107/294	54:13	7:45	134	1:42:00	7:48
58	Tony	Horan	M 50-54	120	7/28	108/294	54:53	7:51	154	1:42:05	7:48
205	Al	Hochgesang	M 50-54	121	8/28	109/294	52:02	7:26	96	1:42:20	7:49
387	Samantha	Snyder	F 30-34	122	2/22	13/153	53:53	7:42	120	1:42:22	7:49
377	John	Sims	M 40-44	123	24/48	110/294	53:55	7:43	121	1:42:35	7:50
303	Josh	Moriarity	M 20-24	124	9/14	111/294	53:51	7:42	119	1:42:42	7:51
8	Sandy	Briggs	F 45-49	125	2/11	14/153	53:56	7:43	124	1:42:43	7:51
403	Laura	Swart	F 50-54	126	1/13	15/153	52:53	7:34	109	1:42:52	7:52
176	Michael	Gastineau	M 50-54	127	9/28	112/294	54:14	7:45	135	1:42:54	7:52
91	Andrea	Berghoff	F 25-29	128	2/22	16/153	53:55	7:43	123	1:42:55	7:52
243	Mohammed	Latifi	M 50-54	129	10/28	113/294	54:16	7:45	136	1:43:07	7:53
201	Glenn	Hines	M 35-39	130	19/49	114/294	56:03	8:01	168	1:43:10	7:53
161	Braden	Engels	M 20-24	131	10/14	115/294	49:49	7:07	54	1:43:12	7:53
472	Keith	Wehmeyer	M 50-54	132	11/28	116/294	54:36	7:48	141	1:43:18	7:54

450 Gary	Willis	M 40-44	133	25/48	117/294	54:26	7:47	138	1:43:18	7:54
355 Patty	Rose	F 55-59	134	1/5	17/153	54:49	7:50	152	1:43:24	7:54
43 John	Garman	M 45-49	135	10/36	118/294	52:34	7:31	104	1:43:39	7:55
444 Eric	Wiebke	M 50-54	136	12/28	119/294	55:32	7:56	161	1:43:41	7:55
337 Joshua	Puccinelli	M 01-19	137	3/6	120/294	52:01	7:26	95	1:43:48	7:56
312 Julie	Nelson	F 35-39	138	5/31	18/153	54:27	7:47	139	1:43:49	7:56
447 Marie	Williams	F 30-34	139	3/22	19/153	54:42	7:49	146	1:44:07	7:57
126 Peter	Campbell	M 45-49	140	11/36	121/294	54:29	7:47	140	1:44:25	7:59
343 Joni	Randel	F 30-34	141	4/22	20/153	53:44	7:41	117	1:44:27	7:59
110 David	Broady	M 35-39	142	20/49	122/294	54:08	7:44	131	1:44:37	8:00
469 David	Rankin	M 35-39	143	21/49	123/294	56:47	8:07	180	1:44:38	8:00
433 Randy	Warren	M 45-49	144	12/36	124/294	54:44	7:50	149	1:44:38	8:00
234 David	Klotzbuecher	M 50-54	145	13/28	125/294	55:55	8:00	166	1:44:42	8:00
219 Michael	James	M 50-54	146	14/28	126/294	55:37	7:57	164	1:44:50	8:01
376 Jennifer	Simpson	F 35-39	147	6/31	21/153	54:46	7:50	150	1:44:56	8:01
129 Theresa	Carender	F 30-34	148	5/22	22/153	54:44	7:50	148	1:45:03	8:02
101 Erin	Borissov	F 30-34	149	6/22	23/153	55:33	7:57	162	1:45:10	8:02
190 Liz	Hajek	F 20-24	150	5/10	24/153	55:13	7:54	157	1:45:22	8:03
307 Cindy	Murray	F 50-54	151	2/13	25/153	54:50	7:50	153	1:45:37	8:04
150 Chad	Cushman	M 40-44	152	26/48	127/294	56:29	8:05	175	1:45:37	8:04
195 Steven	He	M 45-49	153	13/36	128/294	54:40	7:49	145	1:45:40	8:04
226 Joel	Kaul	M 30-34	154	17/38	129/294	54:43	7:49	147	1:45:51	8:05
452 Michele	Wilson	F 40-44	155	2/29	26/153	56:34	8:05	176	1:46:02	8:06
228 Don	Keller	M 45-49	156	14/36	130/294	54:55	7:51	155	1:46:04	8:06
181 Matt	Godsave	M 30-34	157	18/38	131/294	55:15	7:54	158	1:46:07	8:07
59 Charlie	Skoog	M 55-59	158	10/28	132/294	56:01	8:01	167	1:46:15	8:07
93 Mi'chelle	Bettner	F 40-44	159	3/29	27/153	55:18	7:54	160	1:46:48	8:10
400 Sabine	Sturm	F 50-54	160	3/13	28/153	56:42	8:06	179	1:46:50	8:10
340 Rick	Rader	M 45-49	161	15/36	133/294	57:00	8:09	182	1:46:50	8:10
448 Michael	Williams	M 35-39	162	22/49	134/294	54:40	7:49	143	1:46:51	8:10
107 Ed	Brandt	M 45-49	163	16/36	135/294	57:13	8:11	185	1:46:51	8:10
14 Diane	Healey	F 50-54	164	4/13	29/153	55:13	7:54	156	1:46:58	8:10
106 Greg	Bradfish	M 50-54	165	15/28	136/294	54:40	7:49	144	1:47:02	8:11
68 Michael	Abbott	M 25-29	166	11/20	137/294	56:27	8:04	174	1:47:03	8:11
396 Joseph	Stasey	M 60-64	167	7/19	138/294	57:09	8:10	184	1:47:07	8:11
66 Lance	Daugherty	M 65-69	168	1/6	139/294	55:50	7:59	165	1:47:15	8:12
187 Tom	Hagman	M 35-39	169	23/49	140/294	58:01	8:18	201	1:47:31	8:13
443 Israel	White	M 30-34	170	19/38	141/294	57:49	8:16	193	1:47:41	8:14
333 Jason	Plake	M 35-39	171	24/49	142/294	54:47	7:50	151	1:47:48	8:14
225 Jon	Karr	M 25-29	172	12/20	143/294	53:55	7:43	122	1:48:11	8:16
241 Daniel	Lange	M 01-19	173	4/6	144/294	55:34	7:57	163	1:48:23	8:17
423 Dan	Vangundy	M 45-49	174	17/36	145/294	59:25	8:30	228	1:48:26	8:17
122 Veronica	Byers	F 40-44	175	4/29	30/153	59:26	8:30	229	1:48:27	8:17
372 Kelly	Sharpe	F 30-34	176	7/22	31/153	57:33	8:14	190	1:48:37	8:18
369 Maggie	Seiler	F 35-39	177	7/31	32/153	56:15	8:03	172	1:48:57	8:19
374 Martha	Shedd	F 45-49	178	3/11	33/153	56:53	8:08	181	1:49:07	8:20
159 James	Doyle	M 35-39	179	25/49	146/294	58:12	8:19	204	1:49:10	8:20
453 Colin	Winnie	M 40-44	180	27/48	147/294	56:08	8:02	170	1:49:15	8:21
446 Anthony	Wilkerson	M 30-34	181	20/38	148/294	54:12	7:45	133	1:49:15	8:21

265	Don	Malles	M 45-49	182	18/36	149/294	56:08	8:02	171	1:49:15	8:21
53	Jeff	Lusk	M 35-39	183	26/49	150/294	53:21	7:38	114	1:49:16	8:21
360	Emily	Sagor	F 35-39	184	8/31	34/153	56:17	8:03	173	1:49:27	8:22
200	Mark	Higgins	M 50-54	185	16/28	151/294	58:19	8:20	206	1:49:32	8:22
379	Matthew	Smalley	M 30-34	186	21/38	152/294	57:29	8:13	188	1:49:36	8:22
358	Kolten	Rowe	M 01-19	187	5/6	153/294	58:00	8:18	199	1:49:40	8:23
291	Andrew	Mills	M 40-44	188	28/48	154/294	58:02	8:18	202	1:49:41	8:23
177	Paul	Georgescu	M 45-49	189	19/36	155/294	58:00	8:18	198	1:49:42	8:23
131	Dennis	Cecil	M 40-44	190	29/48	156/294	56:39	8:06	178	1:49:50	8:23
426	George	Waldschmidt	M 35-39	191	27/49	157/294	59:34	8:31	232	1:49:52	8:24
156	El	Demalon	M 40-44	192	30/48	158/294	57:07	8:10	183	1:49:59	8:24
437	Jeffrey	Watson	M 50-54	193	17/28	159/294	1:00:30	8:39	248	1:50:02	8:24
142	Patrick	Corcoran	M 25-29	194	13/20	160/294	1:00:33	8:39	251	1:50:07	8:25
362	Mike	Sawa	M 55-59	195	11/28	161/294	59:36	8:31	233	1:50:12	8:25
67	Kristen	Abbott	F 25-29	196	3/22	35/153	58:19	8:20	205	1:50:20	8:26
294	Michael	Monaghan	M 25-29	197	14/20	162/294	56:07	8:01	169	1:50:21	8:26
128	Poppy	Carden	F 35-39	198	9/31	36/153	58:26	8:21	209	1:50:24	8:26
80	Marsha	Apsley	F 35-39	199	10/31	37/153	59:09	8:27	221	1:50:28	8:26
244	John	Lefevre	M 45-49	200	20/36	163/294	57:48	8:16	192	1:50:32	8:27
289	Kristin	Miller	F 40-44	201	5/29	38/153	59:09	8:27	220	1:50:34	8:27
39	Suzanne	Aquila	F 40-44	202	6/29	39/153	59:00	8:26	218	1:50:34	8:27
69	Joseph	Abiog	M 35-39	203	28/49	164/294	57:57	8:17	195	1:50:45	8:28
19	Dewey	Spence	M 65-69	204	2/6	165/294	59:17	8:28	224	1:50:51	8:28
86	Joshua	Beck	M 30-34	205	22/38	166/294	54:38	7:49	142	1:51:03	8:29
63	Larry	Varchetti	M 60-64	206	8/19	167/294	59:15	8:28	222	1:51:13	8:30
440	Jason	Wendholt	M 20-24	207	11/14	168/294	53:15	7:37	113	1:51:27	8:31
134	William	Clark	M 01-19	208	6/6	169/294	57:45	8:15	191	1:51:41	8:32
94	Christine	Birch	F 40-44	209	7/29	40/153	58:39	8:23	210	1:51:42	8:32
438	T A	Weber	M 35-39	210	29/49	170/294	59:42	8:32	238	1:51:48	8:32
141	Richard	Copeland	M 30-34	211	23/38	171/294	1:00:08	8:36	244	1:51:54	8:33
277	Lisa	McDonald	F 30-34	212	8/22	41/153	57:24	8:12	186	1:51:57	8:33
38	Richard	Mangus	M 35-39	213	30/49	172/294	57:25	8:13	187	1:52:03	8:34
173	Michael	Fusco	M 55-59	214	12/28	173/294	58:59	8:26	217	1:52:05	8:34
164	Jon	Fischer	M 55-59	215	13/28	174/294	59:41	8:32	237	1:52:12	8:34
88	Jeremy	Bellotti	M 25-29	216	15/20	175/294	58:25	8:21	208	1:52:15	8:35
399	Nathan	Studebaker	M 30-34	217	24/38	176/294	1:00:06	8:36	242	1:52:18	8:35
236	Kate	Kobza	F 40-44	218	8/29	42/153	1:00:06	8:36	243	1:52:18	8:35
21	Tricia	Delaby	F 35-39	219	11/31	43/153	59:44	8:32	239	1:52:20	8:35
422	Jason	Vanalstine	M 30-34	220	25/38	177/294	59:24	8:30	227	1:52:23	8:35
252	David	Lindahl	M 40-44	221	31/48	178/294	58:23	8:21	207	1:52:26	8:35
435	Julia	Watkins	F 30-34	222	9/22	44/153	1:01:05	8:44	258	1:52:26	8:35
290	Scott	Miller	M 40-44	223	32/48	179/294	57:57	8:17	196	1:52:28	8:36
26	Gregory	Townsend	M 50-54	224	18/28	180/294	58:41	8:23	211	1:52:34	8:36
135	Sarah	Claymon	F 35-39	225	12/31	45/153	58:57	8:26	215	1:52:56	8:38
237	Ed	Krumm	M 35-39	226	31/49	181/294	58:00	8:18	200	1:53:00	8:38
260	Don	Lundberg	M 60-64	227	9/19	182/294	1:01:10	8:45	262	1:53:01	8:38
44	Mark	Crull	M 40-44	228	33/48	183/294	58:00	8:18	197	1:53:01	8:38
308	Pierre	Murray	M 55-59	229	14/28	184/294	1:00:33	8:39	250	1:53:13	8:39
202	Angel	Hinson	F 30-34	230	10/22	46/153	57:31	8:13	189	1:53:31	8:40

170	Jeff	Fox	M 20-24	231	12/14	185/294	1:01:10	8:45	263	1:53:50	8:42
368	Nora	Schultz	F 01-19	232	1/5	47/153	59:22	8:29	226	1:53:52	8:42
193	Lauren	Hart	F 25-29	233	4/22	48/153	1:01:11	8:45	264	1:53:55	8:42
264	Kayleah	Maddock	F 40-44	234	9/29	49/153	59:38	8:32	235	1:53:58	8:42
465	Corey	Swart	M 30-34	235	26/38	186/294	58:51	8:25	213	1:54:01	8:43
315	Alyssa	Nyberg	F 35-39	236	13/31	50/153	59:40	8:32	236	1:54:01	8:43
361	Ashley	Sales	F 30-34	237	11/22	51/153	1:00:58	8:43	256	1:54:05	8:43
194	Nate	Hawthorne	M 35-39	238	32/49	187/294	59:27	8:30	230	1:54:07	8:43
154	Mike	Deardorff	M 55-59	239	15/28	188/294	59:30	8:30	231	1:54:09	8:43
77	David	Amerman	M 60-64	240	10/19	189/294	58:57	8:26	216	1:54:16	8:44
246	Michelle	Lenahan	F 25-29	241	5/22	52/153	1:00:30	8:39	249	1:54:20	8:44
397	Janet	Stoffel	F 45-49	242	4/11	53/153	59:50	8:33	240	1:54:20	8:44
346	Katie	Remien	F 30-34	243	12/22	54/153	59:38	8:32	234	1:54:38	8:46
223	Steven	Kahl	M 45-49	244	21/36	190/294	1:00:53	8:42	254	1:54:38	8:46
301	Wayne	Moore	M 55-59	245	16/28	191/294	1:00:47	8:41	253	1:54:43	8:46
445	Mick	Wildin	M 55-59	246	17/28	192/294	59:18	8:29	225	1:55:08	8:48
229	Helen	Kelley	F 45-49	247	5/11	55/153	1:01:09	8:45	260	1:55:13	8:48
352	Joseph	Robeson	M 35-39	248	33/49	193/294	56:36	8:06	177	1:55:17	8:48
196	Patrick	Healey	M 55-59	249	18/28	194/294	57:52	8:16	194	1:55:19	8:49
326	Mark	Parnella	M 45-49	250	22/36	195/294	1:00:15	8:37	247	1:55:19	8:49
206	Jim	Holtzman	M 45-49	251	23/36	196/294	1:01:14	8:45	266	1:55:25	8:49
166	Kevin	Flint	M 35-39	252	34/49	197/294	1:02:11	8:53	284	1:55:26	8:49
272	Eric	Mathew	M 50-54	253	19/28	198/294	58:07	8:19	203	1:55:27	8:49
283	Michael	McKenzie-Veal	M 50-54	254	20/28	199/294	1:00:58	8:43	255	1:55:29	8:49
83	Bill	Barnett	M 65-69	255	3/6	200/294	1:01:27	8:47	268	1:55:40	8:50
431	Dennis	Ward	M 60-64	256	11/19	201/294	1:01:32	8:48	271	1:55:40	8:50
16	Christine	Mather	F 55-59	257	2/5	56/153	1:01:09	8:45	261	1:55:47	8:51
456	Chenglin	Yao	M 45-49	258	24/36	202/294	1:02:01	8:52	281	1:55:50	8:51
149	Jeffrey	Cunning	M 20-24	259	13/14	203/294	1:02:38	8:57	293	1:55:53	8:51
300	Tami	Moore	F 40-44	260	10/29	57/153	59:09	8:27	219	1:56:00	8:52
90	Greg	Ber	M 45-49	261	25/36	204/294	59:53	8:34	241	1:56:13	8:53
222	Kevin	Jones	M 45-49	262	26/36	205/294	1:01:30	8:48	269	1:56:24	8:54
203	Natalie	Hipple	F 35-39	263	14/31	58/153	1:01:30	8:48	270	1:56:28	8:54
416	Todd	Tucker	M 40-44	264	34/48	206/294	1:01:36	8:48	274	1:56:29	8:54
280	Angi	McEwen	F 40-44	265	11/29	59/153	1:01:35	8:48	273	1:56:29	8:54
330	Bradley	Phelps	M 45-49	266	27/36	207/294	1:02:03	8:52	282	1:56:46	8:55
47	Andy	Johnson	M 40-44	267	35/48	208/294	1:03:01	9:01	299	1:56:53	8:56
462	Erica	Swart	F 30-34	268	13/22	60/153	59:16	8:28	223	1:57:04	8:57
404	Andrew	Swickheimer	M 35-39	269	35/49	209/294	1:03:14	9:02	307	1:57:09	8:57
405	Alli	Swihart	F 25-29	270	6/22	61/153	1:02:31	8:56	292	1:57:20	8:58
410	Christi	Thompson	F 25-29	271	7/22	62/153	1:02:46	8:58	297	1:57:20	8:58
84	Rob	Baughman	M 25-29	272	16/20	210/294	1:02:46	8:58	298	1:57:21	8:58
324	Carl	Ozkaynak	M 30-34	273	27/38	211/294	1:00:12	8:36	246	1:57:23	8:58
179	Brittiani	Gillem	F 01-19	274	2/5	63/153	1:00:10	8:36	245	1:57:28	8:58
123	Brittany	Calas	F 25-29	275	8/22	64/153	1:02:39	8:57	295	1:57:29	8:59
331	April	Pisek	F 25-29	276	9/22	65/153	1:02:29	8:56	290	1:57:31	8:59
298	David	Moore	M 40-44	277	36/48	212/294	1:01:42	8:49	275	1:57:40	8:59
151	Clint	Cushman	M 40-44	278	37/48	213/294	58:54	8:25	214	1:57:41	8:59
143	Matthew	Craig	M 40-44	279	38/48	214/294	58:45	8:24	212	1:58:05	9:01




209	Donald	Hughes	M 60-64	280	12/19	215/294	1:02:30	8:56	291	1:58:07	9:01
50	Dan	Ridenour	M 50-54	281	21/28	216/294	1:01:48	8:50	277	1:58:09	9:02
116	Grant	Burgess	M 25-29	282	17/20	217/294	1:04:12	9:11	318	1:58:12	9:02
57	Kevin	Caraher	M 55-59	283	19/28	218/294	1:00:34	8:40	252	1:58:13	9:02
394	Kristen	Stapay	F 01-19	284	3/5	66/153	1:01:46	8:50	276	1:58:14	9:02
320	Eric	Orme	M 35-39	285	36/49	219/294	1:05:43	9:24	346	1:58:16	9:02
155	Jeffrey S	Degroote	M 35-39	286	37/49	220/294	1:02:11	8:53	283	1:58:17	9:02
275	Corrina	McCorkle	F 30-34	287	14/22	67/153	1:03:05	9:01	301	1:58:19	9:02
109	Justin	Brinkman	M 30-34	288	28/38	221/294	1:01:33	8:48	272	1:58:21	9:03
390	Robert	Spencer	M 40-44	289	39/48	222/294	1:03:41	9:06	312	1:58:29	9:03
468	Brian	Gordon	M 40-44	290	40/48	223/294	1:04:01	9:09	317	1:58:38	9:04
371	Sandy	Settle	F 40-44	291	12/29	68/153	1:01:50	8:50	278	1:58:42	9:04
213	Laura	Hundagen	F 25-29	292	10/22	69/153	1:02:21	8:55	285	1:58:46	9:04
393	Lynne	Stacey	F 35-39	293	15/31	70/153	1:04:47	9:16	330	1:58:47	9:04
451	Zach	Wills	M 25-29	294	18/20	224/294	1:02:22	8:55	286	1:58:47	9:04
380	Andrew	Smith	M 30-34	295	29/38	225/294	1:01:00	8:43	257	1:58:47	9:05
183	Vanessa	Gregor	F 30-34	296	15/22	71/153	1:03:55	9:08	314	1:59:12	9:06
105	Greg	Bowman	M 50-54	297	22/28	226/294	1:04:01	9:09	316	1:59:15	9:07
119	Roxane	Burrous	F 50-54	298	5/13	72/153	1:01:59	8:52	280	1:59:16	9:07
144	Scott	Cranfill	M 35-39	299	38/49	227/294	1:04:44	9:15	329	1:59:21	9:07
89	Bill	Bentley	M 55-59	300	20/28	228/294	1:02:42	8:58	296	1:59:22	9:07
145	Jenna	Crawford	F 20-24	301	6/10	73/153	1:04:48	9:16	331	1:59:41	9:09
75	Matthew	Akins	M 40-44	302	41/48	229/294	1:03:17	9:03	309	1:59:46	9:09
245	Chris	Leininger	M 40-44	303	42/48	230/294	1:05:49	9:25	347	1:59:54	9:10
71	David	Ridenour	M 70-74	304	1/1	231/294	1:02:24	8:55	289	1:59:54	9:10
104	Kelsey	Bouaichi	F 01-19	305	4/5	74/153	1:01:07	8:44	259	1:59:59	9:10
288	Derick	Miller	M 35-39	306	39/49	232/294	1:04:55	9:17	336	2:00:15	9:11
232	Catherine	Kline	F 20-24	307	7/10	75/153	1:02:39	8:57	294	2:00:37	9:13
184	David	Grimes	M 50-54	308	23/28	233/294	1:03:10	9:02	304	2:00:48	9:14
242	Jim	Lathrop	M 60-64	309	13/19	234/294	1:03:13	9:02	306	2:00:59	9:15
97	Lisa	Birkhimer	F 40-44	310	13/29	76/153	1:03:56	9:08	315	2:01:25	9:17
327	Amy	Partridge	F 50-54	311	6/13	77/153	1:04:15	9:11	319	2:01:31	9:17
115	Gus	Bryan	M 50-54	312	24/28	235/294	1:05:02	9:18	338	2:01:38	9:18
103	Cecilia	Bouaichi	F 01-19	313	5/5	78/153	1:01:12	8:45	265	2:01:39	9:18
239	Michael	Lake	M 40-44	314	43/48	236/294	1:03:49	9:07	313	2:02:13	9:20
421	Gabrielle	Vanalstine	F 25-29	315	11/22	79/153	1:05:29	9:22	340	2:02:20	9:21
296	Tim	Monaghan	M 30-34	316	30/38	237/294	1:03:02	9:01	300	2:02:22	9:21
157	Doug	Deputy	M 40-44	317	44/48	238/294	1:06:00	9:26	350	2:02:24	9:21
108	David	Breitwieser	M 55-59	318	21/28	239/294	1:05:36	9:23	343	2:02:31	9:22
34	Will	Breeden	M 35-39	319	40/49	240/294	1:04:51	9:16	334	2:02:37	9:22
424	Patty	Villars	F 55-59	320	3/5	80/153	1:05:36	9:23	344	2:02:45	9:23
392	Alan	Spott	M 40-44	321	45/48	241/294	1:01:26	8:47	267	2:02:48	9:23
178	Donald	Gifford	M 55-59	322	22/28	242/294	1:03:07	9:01	302	2:02:49	9:23
188	Siegmund	Haider	M 60-64	323	14/19	243/294	1:04:55	9:17	335	2:02:53	9:23
12	Marsha	Brunett	F 45-49	324	6/11	81/153	1:04:44	9:15	328	2:02:54	9:23
473	Eddie	Borzabadi	M 45-49	325	28/36	244/294	1:03:09	9:02	303	2:03:01	9:24
441	Lynne	Werling	F 60-64	326	1/4	82/153	1:06:24	9:30	356	2:03:29	9:26
208	Christopher	Hughes	M 35-39	327	41/49	245/294	1:04:42	9:15	327	2:03:49	9:28
425	Jason	Wade	M 30-34	328	31/38	246/294	1:02:23	8:55	288	2:03:54	9:28

100 Sharon	Bondurant	F 40-44	329	14/29	83/153	1:04:16	9:11	320	2:03:56	9:28
278 Michael	McDonald	M 30-34	330	32/38	247/294	1:04:39	9:15	326	2:04:07	9:29
406 David	Taylor	M 60-64	331	15/19	248/294	1:02:22	8:55	287	2:04:26	9:30
78 Stacey	Anderson	F 45-49	332	7/11	84/153	1:01:54	8:51	279	2:04:26	9:30
210 Roseann	Hughes	F 60-64	333	2/4	85/153	1:06:36	9:31	362	2:04:38	9:31
382 Paul	Smith	M 55-59	334	23/28	249/294	1:03:12	9:02	305	2:04:40	9:31
418 Patrick	Tweed	M 40-44	335	46/48	250/294	1:06:01	9:26	351	2:04:40	9:31
138 Courtney	Cole	F 35-39	336	16/31	86/153	1:05:52	9:25	348	2:04:46	9:32
18 Mary	Forster	F 60-64	337	3/4	87/153	1:04:56	9:17	337	2:04:50	9:32
20 Lambert	Deckers	M 65-69	338	4/6	251/294	1:06:16	9:28	353	2:04:56	9:33
124 Christopher	Calas	M 30-34	339	33/38	252/294	1:04:49	9:16	332	2:05:25	9:35
398 Michele	Stokey	F 40-44	340	15/29	88/153	1:05:34	9:22	341	2:05:28	9:35
353 Jennifer	Robinette	F 40-44	341	16/29	89/153	1:05:34	9:22	342	2:05:28	9:35
455 Julie	Wright	F 35-39	342	17/31	90/153	1:04:37	9:14	324	2:05:41	9:36
204 Laura	Ho	F 50-54	343	7/13	91/153	1:03:16	9:03	308	2:06:21	9:39
305 Peter	Mueller	M 45-49	344	29/36	253/294	1:06:25	9:30	359	2:06:27	9:40
411 Rachel	Thompson	F 25-29	345	12/22	92/153	1:08:18	9:46	378	2:06:28	9:40
147 Darrel	Crouter	M 65-69	346	5/6	254/294	1:04:26	9:13	323	2:06:36	9:40
279 Marissa	McDonough	F 25-29	347	13/22	93/153	1:04:37	9:14	325	2:06:41	9:41
321 Bev	O'Rourke	F 45-49	348	8/11	94/153	1:06:25	9:30	357	2:06:43	9:41
386 Mary Ellen	Snyder	F 40-44	349	17/29	95/153	1:06:25	9:30	358	2:06:52	9:42
284 Terri	Menghini	F 40-44	350	18/29	96/153	1:08:03	9:44	372	2:06:57	9:42
163 Kelly	Fields	F 25-29	351	14/22	97/153	1:03:40	9:06	310	2:07:21	9:44
293 Michael	Mirochna	M 25-29	352	19/20	255/294	1:03:40	9:06	311	2:07:21	9:44
442 Troy	West	M 45-49	353	30/36	256/294	1:06:46	9:33	363	2:07:21	9:44
152 Alan	Dansker	M 55-59	354	24/28	257/294	1:04:24	9:12	322	2:07:28	9:44
36 Eric	Lindley	M 30-34	355	34/38	258/294	1:08:14	9:45	377	2:07:28	9:44
191 Darrell	Hansel	M 45-49	356	31/36	259/294	1:05:37	9:23	345	2:07:35	9:45
127 Tim	Cantrell	M 35-39	357	42/49	260/294	1:08:44	9:50	385	2:07:52	9:46
420 Susan	Vairo	F 35-39	358	18/31	98/153	1:07:15	9:37	367	2:07:58	9:47
470 Nikki	Frazier	F 35-39	359	19/31	99/153	1:04:24	9:12	321	2:08:16	9:48
132 Bryan	Chou	M 35-39	360	43/49	261/294	1:05:15	9:20	339	2:08:21	9:48
349 David	Rikke	M 55-59	361	25/28	262/294	1:06:13	9:28	352	2:08:37	9:50
373 Tom	Sheahan	M 40-44	362	47/48	263/294	1:05:57	9:26	349	2:09:35	9:54
140 Adam	Colter	M 20-24	363	14/14	264/294	1:04:50	9:16	333	2:09:48	9:55
117 Jenny	Burke	F 20-24	364	8/10	100/153	1:06:24	9:30	355	2:09:50	9:55
92 Dan	Bernath	M 35-39	365	44/49	265/294	1:08:11	9:45	375	2:10:04	9:56
334 Josh	Polk	M 30-34	366	35/38	266/294	1:09:51	9:59	390	2:10:07	9:56
354 Tammy	Rodgers	F 40-44	367	19/29	101/153	1:09:55	10:00	392	2:10:20	9:57
336 Joseph	Pressner	M 60-64	368	16/19	267/294	1:07:51	9:42	370	2:10:25	9:58
381 Lisa	Smith	F 50-54	369	8/13	102/153	1:08:18	9:46	379	2:10:26	9:58
357 Kathy	Rowe	F 50-54	370	9/13	103/153	1:08:21	9:46	381	2:10:31	9:58
287 Christopher	Miller	M 25-29	371	20/20	268/294	1:06:20	9:29	354	2:10:39	9:59
227 Karl	Kelb	M 50-54	372	25/28	269/294	1:06:35	9:31	361	2:10:41	9:59
48 Michelle	Boyd	F 35-39	373	20/31	104/153	1:06:33	9:31	360	2:11:02	10:01
389 Gladys	Spencer	F 40-44	374	20/29	105/153	1:09:00	9:52	387	2:11:04	10:01
207 Douglas	Horton	M 60-64	375	17/19	270/294	1:08:53	9:51	386	2:11:06	10:01
427 Chris	Walker	M 45-49	376	32/36	271/294	1:10:55	10:08	401	2:11:22	10:02
231 Todd	Kenworthy	M 30-34	377	36/38	272/294	1:10:07	10:01	396	2:11:49	10:04

323 Sharon	Osselaer	F 35-39	378	21/31	106/153	1:09:55	10:00	391	2:12:02	10:05
375 Tom	Sheridan	M 55-59	379	26/28	273/294	1:07:47	9:41	369	2:12:19	10:06
316 Dion	O'Brien	M 45-49	380	33/36	274/294	1:06:50	9:33	364	2:12:24	10:07
215 Jeanne	Hutcherson	F 35-39	381	22/31	107/153	1:06:50	9:33	365	2:12:25	10:07
311 Lisa	Neisen	F 45-49	382	9/11	108/153	1:08:18	9:46	380	2:12:26	10:07
60 Tom	Miklik	M 60-64	383	18/19	275/294	1:08:44	9:50	384	2:12:27	10:07
212 Lori	Hullinger	F 45-49	384	10/11	109/153	1:06:59	9:35	366	2:12:55	10:09
419 Josh	Uitts	M 35-39	385	45/49	276/294	1:09:44	9:58	389	2:12:58	10:09
408 Stacy	Thomas	F 20-24	386	9/10	110/153	1:10:04	10:01	394	2:12:59	10:10
439 Tonya	Welsh	F 25-29	387	15/22	111/153	1:10:05	10:01	395	2:12:59	10:10
230 Jessica	Kenworthy	F 25-29	388	16/22	112/153	1:08:14	9:45	376	2:13:13	10:11
165 Amy	Fletcher	F 40-44	389	21/29	113/153	1:09:59	10:00	393	2:13:27	10:12
409 Tracy	Thomas	F 35-39	390	23/31	114/153	1:08:00	9:43	371	2:14:38	10:17
457 Brandon	Yard	M 30-34	391	37/38	277/294	1:08:07	9:44	373	2:14:45	10:18
238 Paula	Kucholick	F 40-44	392	22/29	115/153	1:08:07	9:44	374	2:14:45	10:18
167 Tracy	Foote	F 40-44	393	23/29	116/153	1:07:23	9:38	368	2:14:50	10:18
76 Debra	Alley	F 50-54	394	10/13	117/153	1:08:24	9:47	382	2:15:42	10:22
412 Jill	Tinsley	F 40-44	395	24/29	118/153	1:10:57	10:09	403	2:15:43	10:22
35 Craig	Warbinton	M 40-44	396	48/48	278/294	1:13:21	10:29	412	2:15:54	10:23
276 Nichole	McCullough	F 40-44	397	25/29	119/153	1:10:11	10:02	397	2:15:58	10:23
432 Allison	Ware	F 25-29	398	17/22	120/153	1:14:09	10:36	416	2:16:00	10:23
430 Steve	Wand	M 55-59	399	27/28	279/294	1:08:44	9:50	383	2:16:08	10:24
52 Ray	Tetrault	M 50-54	400	26/28	280/294	1:10:47	10:07	399	2:16:48	10:27
85 Erin	Beaver	F 35-39	401	24/31	121/153	1:18:16	11:11	431	2:17:24	10:30
148 Jennifer	Culp	F 35-39	402	25/31	122/153	1:10:17	10:03	398	2:17:45	10:31
434 Rachel	Wasserman	F 40-44	403	26/29	123/153	-	-	-	2:18:21	10:34
256 Sherylkee	Long	F 25-29	404	18/22	124/153	1:12:27	10:21	407	2:19:05	10:37
261 Anne	Luther	F 25-29	405	19/22	125/153	1:12:28	10:22	408	2:19:06	10:38
249 Maura	Lewis	F 25-29	406	20/22	126/153	1:12:28	10:22	409	2:19:06	10:38
458 Joe	Yeagle	M 55-59	407	28/28	281/294	1:12:36	10:23	411	2:19:13	10:38
55 Walter	Shelly	M 45-49	408	34/36	282/294	1:14:01	10:35	415	2:19:34	10:40
464 Sara	Harshey	F 40-44	409	27/29	127/153	1:11:02	10:09	405	2:20:01	10:42
25 Robin	Tetrault	F 55-59	410	4/5	128/153	1:10:47	10:07	400	2:20:11	10:43
273 Greg	Mattick	M 45-49	411	35/36	283/294	1:15:53	10:51	423	2:20:57	10:46
46 Christi	Garcia	F 40-44	412	28/29	129/153	1:14:48	10:42	418	2:21:52	10:50
192 Carla	Happel	F 45-49	413	11/11	130/153	1:12:34	10:22	410	2:22:03	10:51
313 Etta	Nevel	F 55-59	414	5/5	131/153	1:13:43	10:32	414	2:22:16	10:52
248 Jen	Leugers	F 35-39	415	26/31	132/153	1:16:46	10:58	426	2:23:29	10:58
186 A J	Hacker	M 35-39	416	46/49	284/294	1:16:46	10:58	427	2:23:30	10:58
41 Julie	Perea	F 40-44	417	29/29	133/153	1:17:06	11:01	428	2:24:03	11:00
168 Charles D	Fouts	M 75 UP	418	1/1	285/294	-	-	-	2:26:08	11:10
270 Thomas	Martin	M 65-69	419	6/6	286/294	1:19:09	11:19	434	2:27:18	11:15
171 Paul	Frascella	M 50-54	420	27/28	287/294	1:14:12	10:36	417	2:27:33	11:16
384 Suzanne	Smith	F 30-34	421	16/22	134/153	1:15:13	10:45	420	2:28:06	11:19
221 Mandy	Jensen	F 25-29	422	21/22	135/153	1:19:49	11:25	440	2:28:29	11:21
162 Jennifer	Farrell	F 30-34	423	17/22	136/153	1:19:49	11:25	439	2:28:29	11:21
471 Brent	Houk	M 30-34	424	38/38	288/294	1:09:37	9:57	388	2:28:45	11:22
216 Max	Irick	M 60-64	425	19/19	289/294	1:10:57	10:09	404	2:29:38	11:26
73 Rodney	Adkinson	M 45-49	426	36/36	290/294	1:12:25	10:21	406	2:30:22	11:29

27	Debbie	McCright	F 50-54	427	11/13	137/153	1:16:25	10:55	425	2:30:23	11:29
197	Jennifer	Heinzelman	F 35-39	428	27/31	138/153	1:14:52	10:42	419	2:31:27	11:34
257	Jaime	Lopez	M 35-39	429	47/49	291/294	1:16:00	10:52	424	2:31:36	11:35
297	Cheryl	Moody	F 30-34	430	18/22	139/153	1:13:37	10:31	413	2:31:41	11:35
250	Missy	Lewis	F 30-34	431	19/22	140/153	1:15:53	10:51	422	2:31:46	11:36
395	Elizabeth	Stasey	F 60-64	432	4/4	141/153	1:18:32	11:14	432	2:33:41	11:44
120	Danielle	Butz	F 35-39	433	28/31	142/153	1:18:33	11:14	433	2:33:41	11:44
428	Jessie	Walker	F 35-39	434	29/31	143/153	1:10:56	10:08	402	2:34:14	11:47
359	Wendy	Sabatini	F 35-39	435	30/31	144/153	1:17:09	11:02	429	2:35:58	11:55
378	Sarah	Slusser	F 20-24	436	10/10	145/153	1:17:09	11:02	430	2:35:58	11:55
224	Ruchi	Kalra	F 30-34	437	20/22	146/153	1:21:57	11:43	441	2:39:59	12:13
268	Jill	Marimon	F 35-39	438	31/31	147/153	1:21:58	11:43	442	2:39:59	12:13
314	Greg	Nunnelly	M 35-39	439	48/49	292/294	1:19:43	11:24	438	2:40:15	12:14
310	Jean	Neely	F 50-54	440	12/13	148/153	1:19:23	11:21	436	2:40:51	12:17
429	Kinsey	Wallace	F 25-29	441	22/22	149/153	1:19:41	11:23	437	2:41:09	12:19
33	Rose	Scovel	F 30-34	442	21/22	150/153	1:26:09	12:19	445	2:46:03	12:41
415	T J	Tryon	M 35-39	443	49/49	293/294	1:15:33	10:48	421	2:46:07	12:41
65	Sue	Ridenour	F 65-69	444	1/1	151/153	1:25:13	12:11	443	2:48:12	12:51
175	Beth	Gastineau	F 50-54	445	13/13	152/153	1:25:57	12:17	444	2:49:27	12:57
302	Amy	Morgan	F 30-34	446	22/22	153/153	1:26:49	12:25	446	2:53:09	13:14
28	Doug	McCright	M 50-54	447	28/28	294/294	1:42:11	14:36	447	3:14:25	14:51

 - *click this icon in the results above for a printable page*

<a href="#">Home</a> <a href="#">Results</a> <a href="#">Calendar</a> <hr/> <a href="#">Become a Contributor</a> <a href="#">Post Your Results</a>	<a href="#">Contact</a> <a href="#">Advanced Search</a> <a href="#">Profile</a> <a href="#">Media</a>	   © 1999 - 2010 End Result, Inc. OnlineRaceResults.com is a service of End Result, Inc. s1 - e9152ab-lo-
--	--	--